


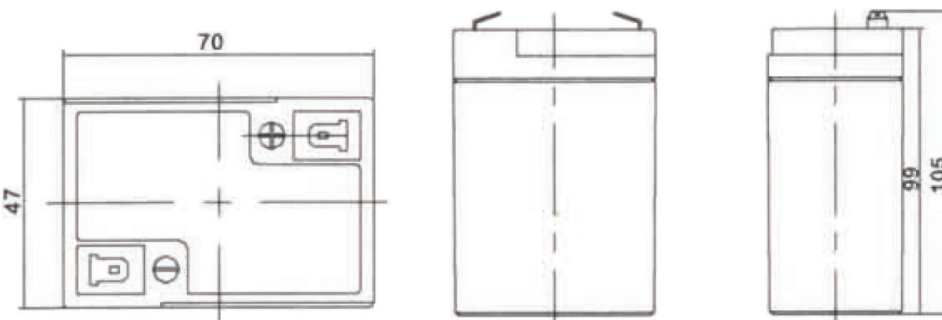
<b>Capacity (25°C)</b>	20HR (0.200A, 5.25V) = 4.00AH 10HR (0.385A, 5.25V) = 3.85AH 5HR (0.72A, 5.25V) = 3.60AH 1HR (2.40A, 5.25V) = 2.40AH
<b>Operating Temperature Range</b>	Charge = -15°C to +50°C Discharge = -20°C to +60°C Storage = -20°C to +60°C
<b>Approx. Weight</b>	0.65kg
<b>Internal Resistance</b>	Fully charged at 25°C : ≤ 28mΩ
<b>Self Discharge</b>	3% per month at (25°C)
<b>Capacity Affected by Temp. (20HR)</b>	40°C = 102% 25°C = 100% 0°C = 85% -15°C = 65%
<b>Charge Voltage (25°C)</b>	Cycle Use = 7.20-7.35V (-15mV/°C) Max Current = 1.20A Float Use = 6.75-6.90V (-10mV/°C)
<b>Dimensions (Nominal)</b>	Length: 70mm (2.76 in.) Width: 47mm (1.85 in.) Height: 99mm (3.90 in.) Total Height: 105mm (4.13 in.)

- Completely sealed, maintenance-free, low self-discharge
- State of the art AGM and grid alloy formula technology
- Non-spillable, stable quality and high reliability with excellent re-charging performance
- Floating and standby use up to: 5 years
- Cycle use: Up to 260 cycles at 100% DoD
- Cycle use: Up to 500 Cycles at 50% DoD
- Container and Cover Material – ABS UL94-HB (optional UL94-V0)
- Transportation - D.O.T., I.A.T.A. & F.A.A.



## ■ APPLICATIONS

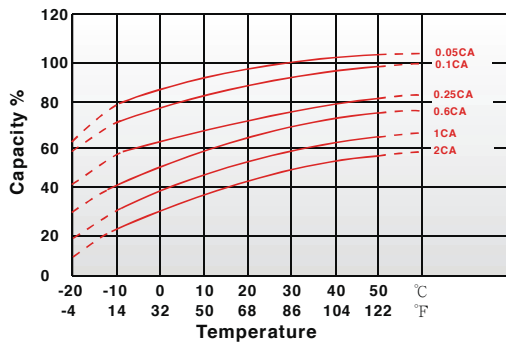
- |                    |                          |                           |
|--------------------|--------------------------|---------------------------|
| Multipurpose       | Alarm & Security System  | DC Power Supply           |
| Telecommunications | Comm. Power Supply       | Auto Control System       |
| UPS                | Elec. Power System (EPS) | Traffic Control Signaling |
| Medical Equipment  | Emergency Backup Power   | Emergency Lighting        |



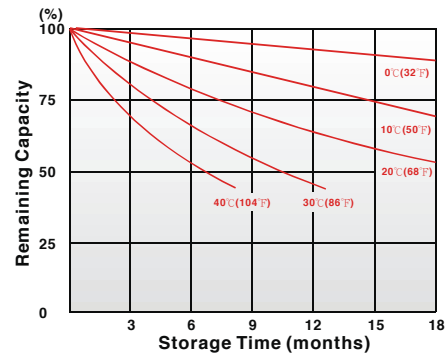
### Terminal Type

F1  0.187" x 0.032"  
quick disconnect tabs

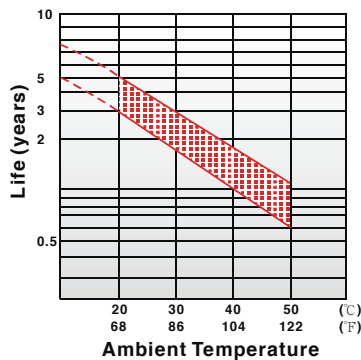
## Effect of Temperature on Capacity 25°C (77°F)



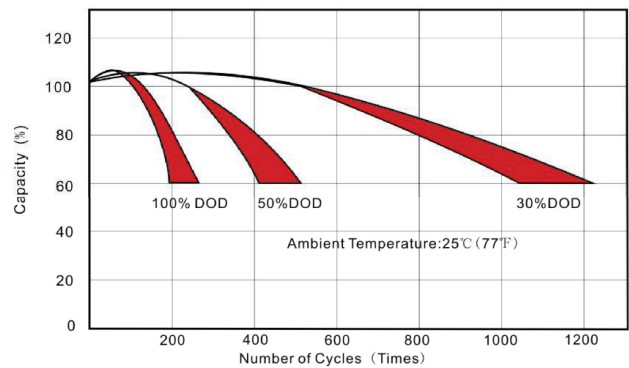
## Capacity Retention Characteristic



## Trickle (or Float) Service Life



## Cycle Service Life



### Regular Charge / Float Charge / Storage

- Charging voltage temperature compensation needs to be applied when temperature is below 0°C and above +45°C.
- Charging in temperatures below 0°C, the charge current should not exceed 0.1C as the core battery temperature can increase rapidly and damage the battery.
- During floating charge or when in storage, the life of the battery is cut in half for every 8°C temperature rise over 25°C.

### Discharge

- Discharging at elevated temperatures improves performance of the battery yet shortens its life due to accelerated aging.
- Low temperature affects the battery internal resistance and lowers its capacity. The battery provides 100% specified capacity at 25°C. It will deliver 50% of its stated capacity at -20°C with 0.1C discharge current and 20% with 2C discharge current.

### Constant Current Discharge (A) at 25°C (77°F)

F.V/Time	5min	10min	15min	30min	1h	2h	3h	4h	5h	8h	10h	20h
1.85V/Cell	11.42	8.53	6.29	3.98	2.31	1.32	1.01	0.808	0.693	0.565	0.371	0.193
1.80V/Cell	11.64	8.70	6.41	4.05	2.35	1.35	1.03	0.823	0.707	0.576	0.378	0.196
1.75V/Cell	11.85	8.86	6.53	4.13	2.40	1.37	1.05	0.838	0.720	0.587	0.385	0.200
1.70V/Cell	12.92	9.39	6.93	4.29	2.44	1.40	1.07	0.853	0.733	0.597	0.392	0.204
1.67V/Cell	14.22	10.19	7.52	4.53	2.46	1.41	1.08	0.862	0.740	0.604	0.396	0.206
1.60V/Cell	15.41	10.72	7.91	4.73	2.49	1.43	1.09	0.872	0.748	0.610	0.400	0.208

### Constant Power Discharge (W) at 25°C (77°F)

F.V/Time	5min	10min	15min	30min	1h	2h	3h	4h	5h	8h	10h	20h
1.85V/Cell	26.89	19.11	14.87	9.23	5.44	3.18	2.42	1.92	1.60	1.36	0.89	0.47
1.80V/Cell	27.40	19.48	15.16	9.40	5.54	3.24	2.46	1.96	1.63	1.39	0.91	0.48
1.75V/Cell	27.92	19.84	15.44	9.58	5.65	3.30	2.51	2.00	1.66	1.42	0.92	0.49
1.70V/Cell	30.43	21.03	16.37	9.96	5.74	3.36	2.55	2.03	1.69	1.44	0.94	0.50
1.67V/Cell	33.50	22.82	17.76	10.52	5.81	3.39	2.58	2.05	1.70	1.46	0.95	0.50
1.60V/Cell	36.29	24.01	18.68	10.97	5.87	3.43	2.61	2.07	1.72	1.47	0.96	0.51